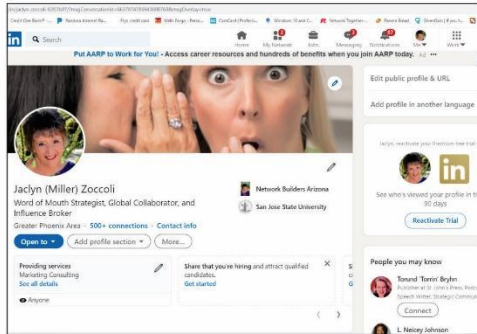


# 5 Steps to Locating & Engaging Alliances in LinkedIn!



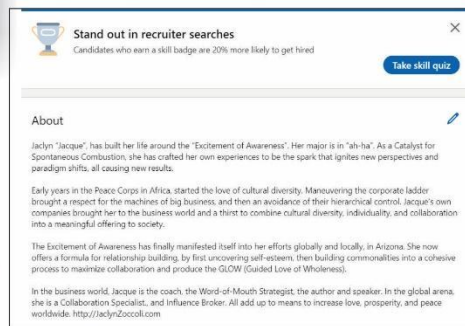
The 5 Steps are based upon my 5 Cs in building alliance teams: **Commonalities, Communication, Commit, Contribute, Collaborate** =

**Guided Love of Wholeness!**

“The About” - know who you are, what you offer, who you target, who are your alliances, **RESULTS.** Be sure your “About” reflects that.

**Commonalities**

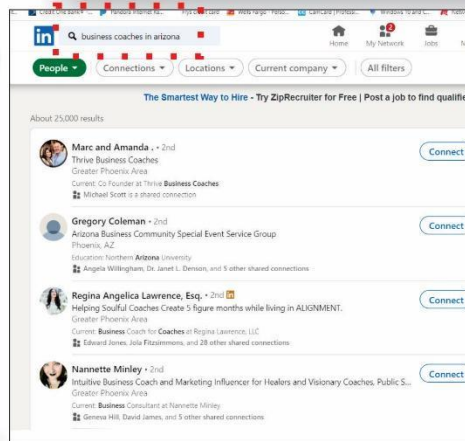
1



2

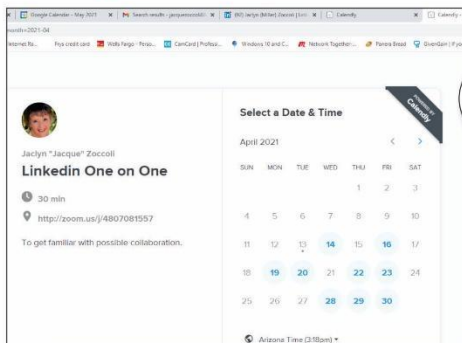
Search for your alliances in url search area. When found, look at their “About” and then connect with them. What you say is critical!!! Come to me!

**Communicate**



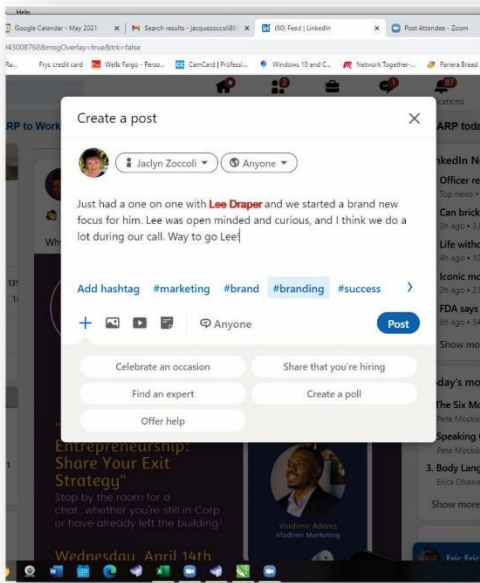
3

**Commit**



Give them your “http://Calendly.com” link to schedule a zoom meeting. In the meeting find out all about them - target, marketing, results, alliances; qualify them to represent you! You offer them what? Must be reciprocal.





4

Speak of them on LinkedIn or fb or wherever, post on your website or your social media.


Contribute



5

Joint events - what can you do together? Bring to the table tools for them, it must be a reciprocal deal.

Collaborate



When you want to make your LinkedIn sparkle with your essence, AND to ENGAGE your alliances, come see me - schedule a *Clarity from Chaos* complimentary zoom at <http://calendly.com/jacque-2/linkedin-one-on-one>, or <http://JaclynZoccoli.com>, [JacqueZoccoli88@gmail.com](mailto:JacqueZoccoli88@gmail.com), 480-708-1557 or *LinkedIn Lumination™* landing page is at <https://bit.ly/3aeMmEi>